



Three Phase Cast Iron

NEMA

MOTOR MODEL:	GR3-CI-TF-284TS-2-BR-D-25
FACTORY TYPE:	TXC

Premium NEMA Cast Iron, TEFC

ELECTRICAL DATA		
	60 Hz	50 Hz
Horsepower	25.0	25.0
Speed, RPM	3550	2930
Voltage	230/460	190/380
# Phase	3	
Full Load Amps	60.06/30.03	68.4/34.2
Power Factor	0.89	-
Nominal Efficiency	91.7	89.0
Service Factor	1.25	1.0
KVA Code	M	F
FL Amps. @ 208 V	66.4151	-
LRC @ 60Hz HV	353.963	-
Start Capacitor	-	
Start Capacitor V	-	
Run Capacitor	-	
Run Capacitor V	-	
Number of Leads	12	
Connection	DD/D	
Coil Resistance	-	
Date Code	-	
Load	Efficiency %	P.F.
50%	89.54	0.71
75%	91.42	0.81
100%	91.96	0.86
FULL LOAD TEMPERATURE RISE		
FL Temp Rise °C	56.0	-
3D Image Link		
GR3-CI-TF-284TS-2-BR-D-25		

GENERAL DATA		
Frame Size	284TS	
Frame Enclosure	TEFC	
Mounting	Rigid	
Insulation Class	F	
Duty	Cont. / S1	
NEMA Design	A	
Frame Material	Cast Iron	
Ingress Protection	55	
Tropicalization	true	
Cable Entry	1-NPT 1-1/2"	
Feet Removable	true	
Double Drilled	-	
Paint Color	Graphite Gray	
Paint RAL	7024	
Weight lb	353.902	
MECHANICAL DATA		
DE Bearing	6311C3	
NDE Bearing	6311C3	
dB No-Load	-	
Rotor Wk ² , Lb-Ft ²	-	
Comp Ring (wavey washer)	DE	
TORQUE VALUES	Torque lb-ft	% FLT
Locked Rotor Torque	127.93	346.0
Pull-Up Torque	73.5782	199.0
Breakdown Torque	157.509	426.0
Full Load Torque	36.974	100.0
SITE CONDITIONS		
Ambient Temp °C	40	
Altitude Above Sea Level m	1000	

*This report valid for above Date Code and newer models, please contact Techtop for more info.



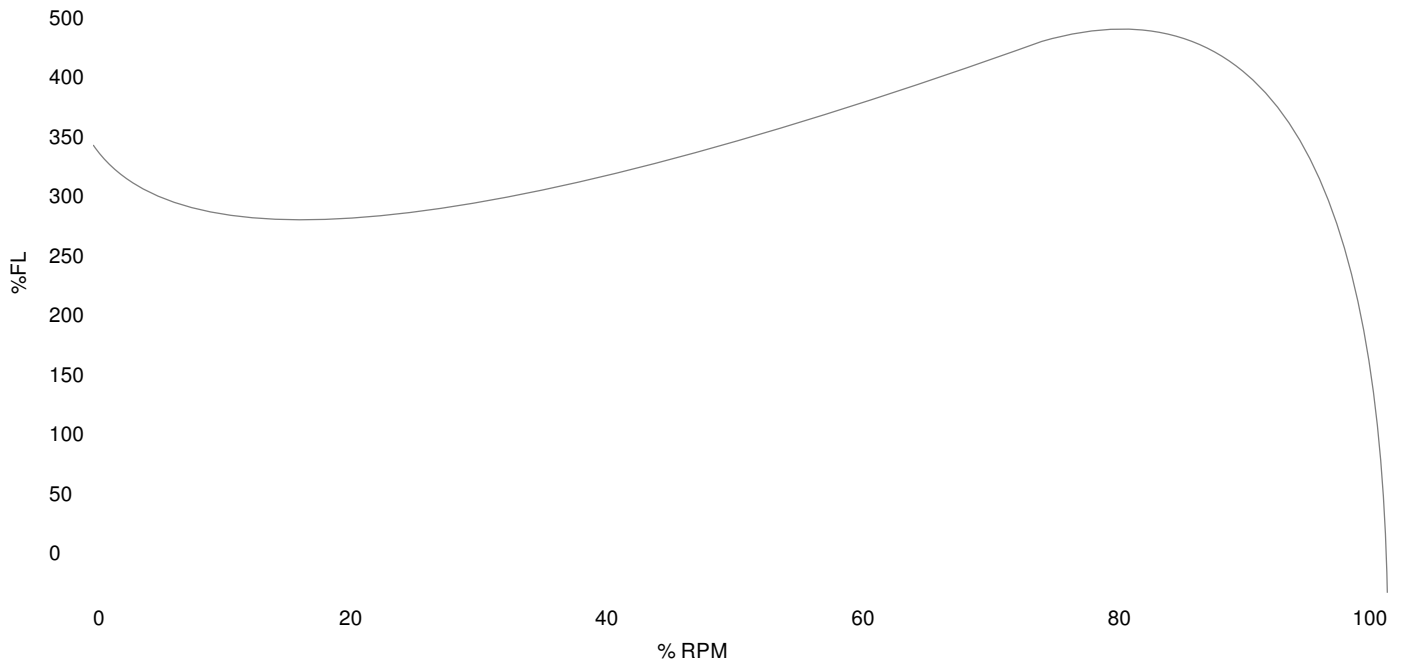
Three Phase Cast Iron

NEMA

MOTOR MODEL:	GR3-CI-TF-284TS-2-BR-D-25
FACTORY TYPE:	TXC

Premium NEMA Cast Iron, TEFC

Torque Speed (T-n) Curve



Performance Load Values, High Voltage, 60Hz

Torque Values	Torque lb-ft	% FLT	Performance Values
Locked Rotor Torque	127.93	346.0	Start Configuration
Pull-Up Torque	73.5782	199.0	Starting Current (A)
Breakdown Torque	157.509	426.0	No-Load Current (A)
Full Load	36.974	100.0	No-Load Power Factor

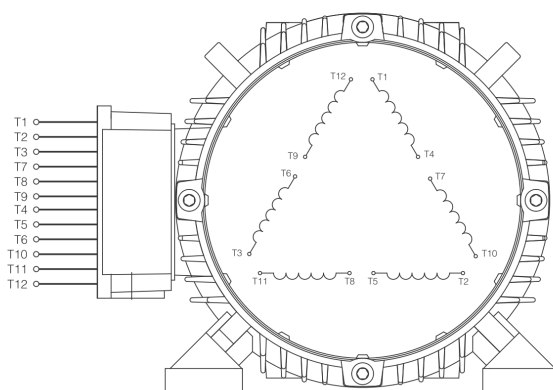
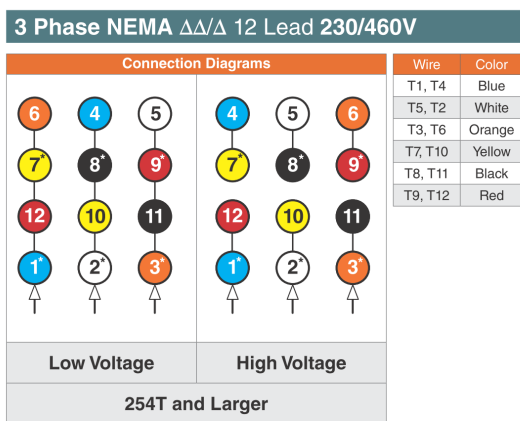
% Load	Horsepower	Current, Amps	Input power, Kilowatts	Speed, RPM	Efficiency	PF
0	-	12.34	-	-	-	-
25	6.25	13.71	5.6	3591.4	83.02	0.51
50	12.5	18.36	10.39	3582.8	89.54	0.71
75	18.75	23.72	15.26	3573.7	91.42	0.81
100	25.0	29.67	20.23	3564.1	91.96	0.86
125	31.25	36.11	25.3	3554.1	91.91	0.88

Techtop Industries
 2815 Colonnades Court
 Peachtree Corners, GA 30071
 Tel: 678-436-5540
 E-Mail: info@techttopind.com

NEMA

MOTOR MODEL:	GR3-CI-TF-284TS-2-BR-D-25
FACTORY TYPE:	TXC

Premium NEMA Cast Iron, TEFC



When motor is in F1 position, leads shown with "*" exit the casing above the center line of the motor, the remaining leads exit below the center line. This information can be used to identify missing or mislabelled leads.

MOTOR MODEL:	GR3-CI-TF-284TS-2-BR-D-25
FACTORY TYPE:	TXC

NEMA

Premium NEMA Cast Iron, TEFC

