



Premium JM-JP

**NEMA**

<b>MOTOR MODEL:</b>	GR3-CI-TF-326JM-4-BR-D-50
<b>FACTORY TYPE:</b>	TXC

Premium NEMA Cast Iron, TEFC

ELECTRICAL DATA		
	60 Hz	50 Hz
Horsepower	50.0	50.0
Speed, RPM	1770	1460
Voltage	230/460	190/380
# Phase	3	
Full Load Amps	117.95/58.98	136/68
Power Factor	0.87	-
Nominal Efficiency	94.5	91.5
3/4 Load Efficiency	-	-
Service Factor	1.25	1.0
KVA Code	K	E
FL Amps. @ 208 V	130.429	-
LRC @ 60Hz HV	613.812	-
Start Capacitor	-	
Start Capacitor V	-	
Run Capacitor	-	
Run Capacitor V	-	
Number of Leads	12	
Connection	DD/D	
Coil Resistance	-	
Date Code	-	
Load	Efficiency %	P.F.
50%	93.78	0.71
75%	94.29	0.81
100%	94.03	0.85
FULL LOAD TEMPERATURE RISE		
FL Temp Rise °C	82.0	-
3D Image Link		
Not available for this motor		

GENERAL DATA		
Frame Size	326JM	
Frame Enclosure	TEFC	
Mounting	Rigid	
Insulation Class	F	
Duty	Cont. / S1	
NEMA Design	A	
Frame Material	Cast Iron	
Ingress Protection	55	
Tropicalization	true	
Cable Entry	1-NPT 2"	
Feet Removable	true	
Double Drilled	true	
Paint Color	Graphite Gray	
Paint RAL	7024	
Weight lb	600.862	
MECHANICAL DATA		
DE Bearing	6312C3	
NDE Bearing	6312C3	
dB No-Load	-	
Rotor Wk <sup>2</sup> , Lb-Ft <sup>2</sup>	-	
Comp Ring (wavey washer)	NDE	
TORQUE VALUES		% FLT
Locked Rotor Torque	506.56	299.0
Pull-Up Torque	333.754	197.0
Breakdown Torque	520.113	307.0
Full Load Torque	169.418	100.0
SITE CONDITIONS		
Ambient Temp °C	40	
Altitude Above Sea Level m	1000	

\*This report valid for above Date Code and newer models, please contact Techtop for more info.

Techtop Industries  
 2815 Colonnades Court  
 Peachtree Corners, GA 30071  
 Tel: 678-436-5540  
 E-Mail: info@techttopind.com



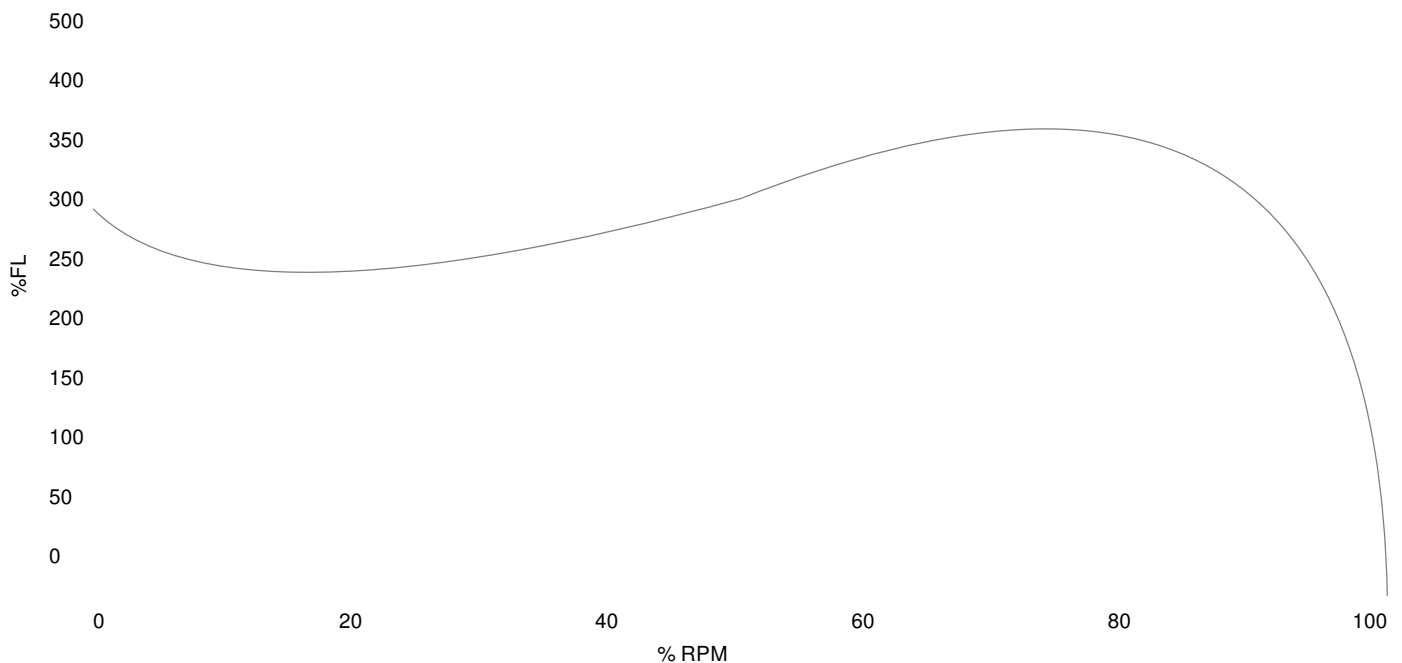
Premium JM-JP

<b>MOTOR MODEL:</b>	GR3-CI-TF-326JM-4-BR-D-50
<b>FACTORY TYPE:</b>	TXC

**NEMA**

Premium NEMA Cast Iron, TEFC

Torque Speed (T-n) Curve



Performance Load Values, High Voltage, 60Hz

Torque Values	Torque lb-ft	% FLT	Performance Values
Locked Rotor Torque	506.56	299.0	Start Configuration
Pull-Up Torque	333.754	197.0	Starting Current (A)
Breakdown Torque	520.113	307.0	No-Load Current (A)
Full Load	169.418	100.0	No-Load Power Factor

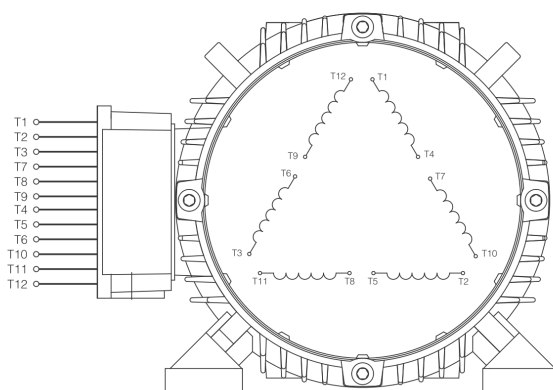
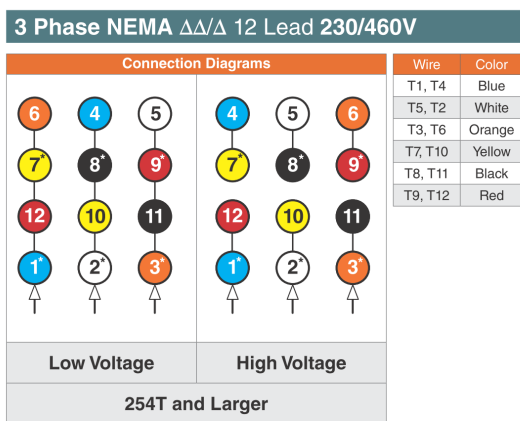
% Load	Horsepower	Current, Amps	Input power, Kilowatts	Speed, RPM	Efficiency	PF
0	-	26.53	-	-	-	-
25	12.5	30.25	11.84	1795.2	90.58	0.49
50	25.0	40.19	22.87	1790.5	93.78	0.71
75	37.5	52.63	34.12	1785.5	94.29	0.81
100	50.0	67.01	45.63	1780.2	94.03	0.85
125	62.5	82.79	57.41	1774.4	93.41	0.87

Techtop Industries  
 2815 Colonnades Court  
 Peachtree Corners, GA 30071  
 Tel: 678-436-5540  
 E-Mail: info@techttopind.com

# NEMA

<b>MOTOR MODEL:</b>	GR3-CI-TF-326JM-4-BR-D-50
<b>FACTORY TYPE:</b>	TXC

## Premium NEMA Cast Iron, TEFC



When motor is in F1 position, leads shown with "\*" exit the casing above the center line of the motor, the remaining leads exit below the center line. This information can be used to identify missing or mislabelled leads.

<b>MOTOR MODEL:</b>	GR3-CI-TF-326JM-4-BR-D-50
<b>FACTORY TYPE:</b>	TXC

## Premium NEMA Cast Iron, TEFC

