



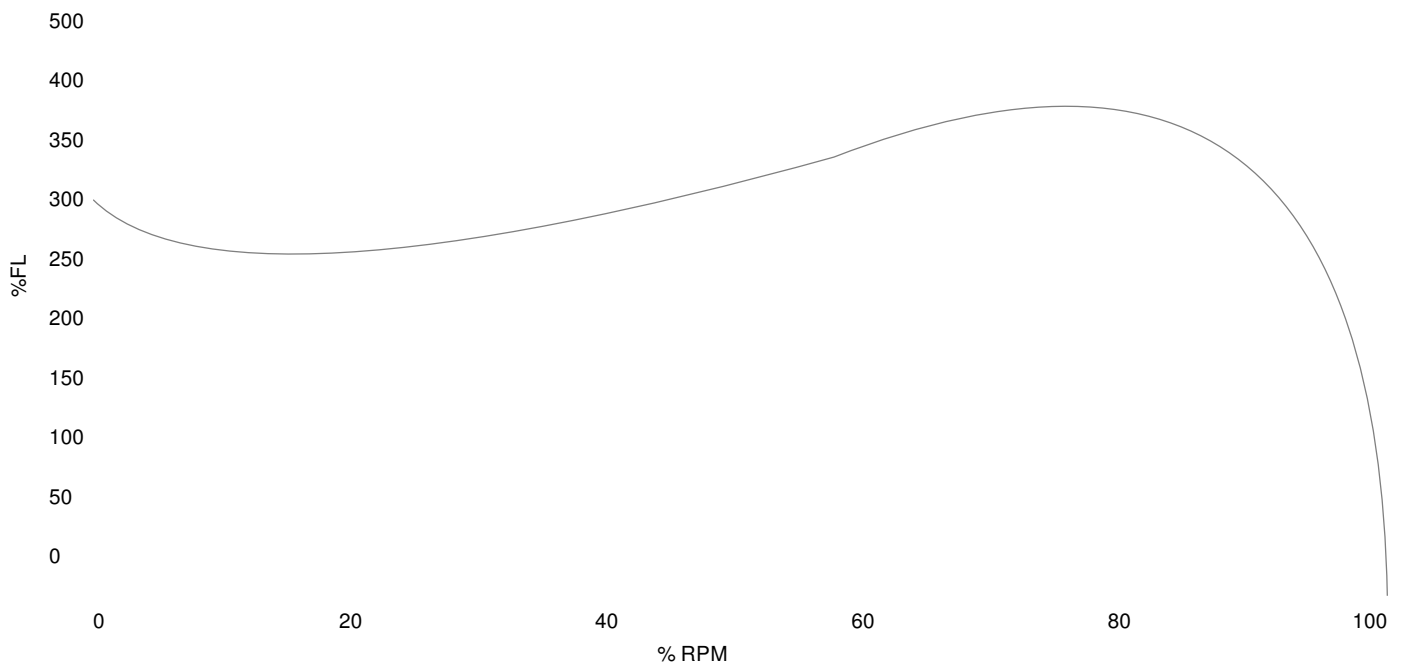
Premium JM-JP

MOTOR MODEL:	GR3-CI-TF-364JM-4-BR-D-60
FACTORY TYPE:	TXC

NEMA

Premium NEMA Cast Iron, TEFC

Torque Speed (T-n) Curve



Performance Load Values, High Voltage, 60Hz

Torque Values	Torque lb-ft	% FLT	Performance Values
Locked Rotor Torque	542.343	306.0	Start Configuration
Pull-Up Torque	368.651	208.0	Starting Current (A)
Breakdown Torque	600.831	339.0	No-Load Current (A)
Full Load	177.236	100.0	No-Load Power Factor

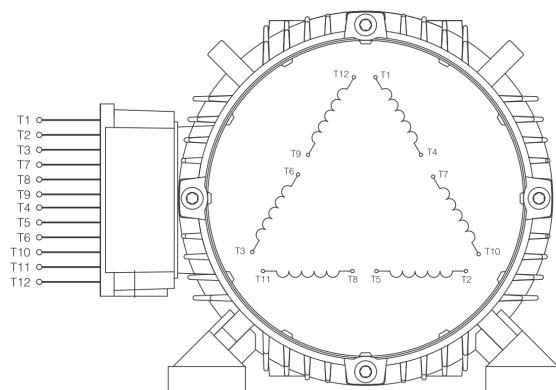
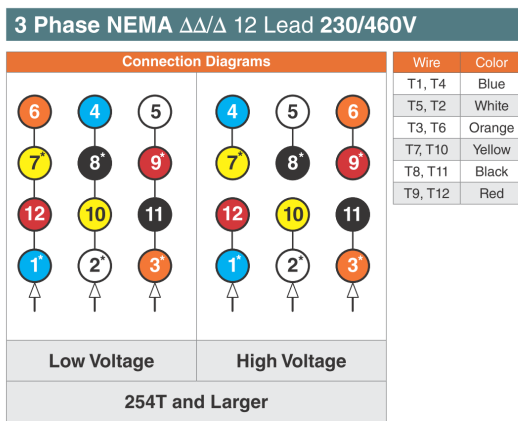
% Load	Horsepower	Current, Amps	Input power, Kilowatts	Speed, RPM	Efficiency	PF
0	-	22.39	-	-	-	-
25	15.0	27.61	12.34	1796.1	91.2	0.56
50	30.0	38.98	23.86	1792.3	94.31	0.77
75	45.0	52.43	35.57	1788.2	94.89	0.85
100	60.0	67.55	47.48	1783.9	94.77	0.88
125	75.0	83.89	59.63	1779.4	94.34	0.89

Techtop Industries
 2815 Colonnades Court
 Peachtree Corners, GA 30071
 Tel: 678-436-5540
 E-Mail: info@techttopind.com

NEMA

MOTOR MODEL:	GR3-CI-TF-364JM-4-BR-D-60
FACTORY TYPE:	TXC

Premium NEMA Cast Iron, TEFC



When motor is in F1 position, leads shown with "*" exit the casing above the center line of the motor, the remaining leads exit below the center line. This information can be used to identify missing or mislabelled leads.

MOTOR MODEL:	GR3-CI-TF-364JM-4-BR-D-60
FACTORY TYPE:	TXC

Premium NEMA Cast Iron, TEFC

