



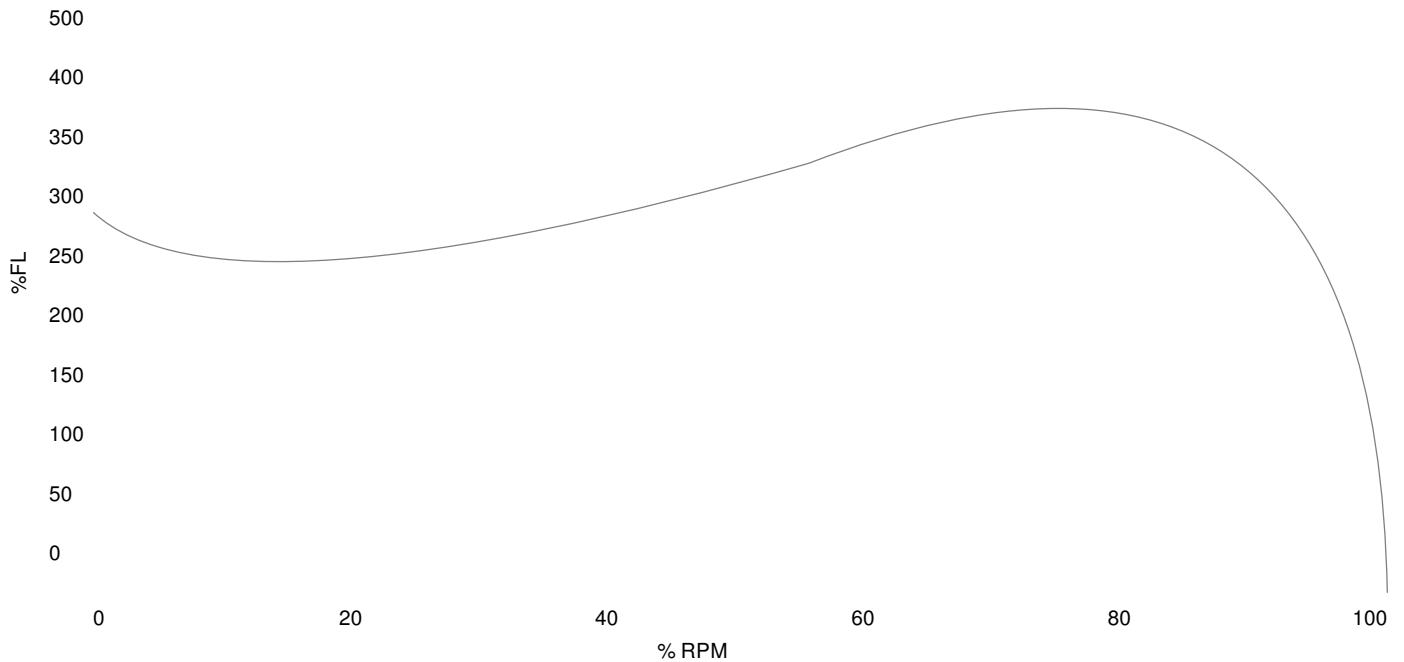
Washdown

NEMA

| | |
|----------------------|-------------------------|
| MOTOR MODEL: | WX3-AL-TF-145TC-2-B-D-2 |
| FACTORY TYPE: | TXA |

Premium NEMA Cast Aluminum, TEFC

Torque Speed (T-n) Curve



Performance Load Values, High Voltage, 60Hz

| Torque Values | Torque lb-ft | % FLT | Performance Values |
|---------------------|--------------|-------|----------------------|
| Locked Rotor Torque | 8.91226 | 294.0 | Start Configuration |
| Pull-Up Torque | 6.12339 | 202.0 | Starting Current (A) |
| Breakdown Torque | 10.0642 | 332.0 | No-Load Current (A) |
| Full Load | 3.03138 | 100.0 | No-Load Power Factor |

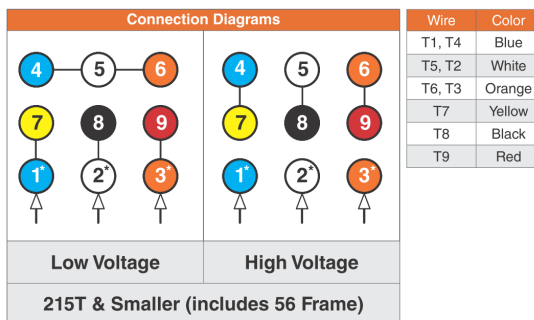
| % Load | Horsepower | Current, Amps | Input power, Kilowatts | Speed, RPM | Efficiency | PF |
|--------|------------|---------------|------------------------|------------|------------|------|
| 0 | - | 1.29 | - | - | - | - |
| 25 | 0.5 | 1.37 | 0.48913 | 3575.5 | 76.67 | 0.45 |
| 50 | 1.0 | 1.67 | 0.88726 | 3554.1 | 84.53 | 0.67 |
| 75 | 1.5 | 2.08 | 1.3025 | 3529.7 | 86.37 | 0.79 |
| 100 | 2.0 | 2.58 | 1.7388 | 3502.4 | 86.27 | 0.85 |
| 125 | 2.5 | 3.14 | 2.1999 | 3472.1 | 85.23 | 0.88 |

Techtop Industries
 2815 Colonnades Court
 Peachtree Corners, GA 30071
 Tel: 678-436-5540
 E-Mail: info@techttopind.com

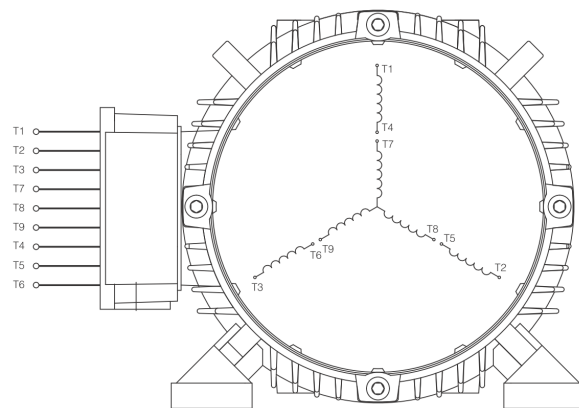
| | |
|----------------------|-------------------------|
| MOTOR MODEL: | WX3-AL-TF-145TC-2-B-D-2 |
| FACTORY TYPE: | TXA |

Premium NEMA Cast Aluminum, TEFC

3 Phase NEMA YY/Y 9 Lead 230/460V



When motor is in F1 position, leads shown with "*" exit the casing above the center line of the motor, the remaining leads exit below the center line. This information can be used to identify missing or mislabelled leads.



| | |
|----------------------|-------------------------|
| MOTOR MODEL: | WX3-AL-TF-145TC-2-B-D-2 |
| FACTORY TYPE: | TXA |

Premium NEMA Cast Aluminum, TEFC

